JEFF COOPER'S RHODESIA - 1977

EXCLUSIVE - MERCS' TOGO MISSION: ASSASSINATE THE PRESIDENT!

MAY/78 $2.00

SOLDIER OF FORTUNE

The Journal Of Professional Adventurers

Desert Ops In South West Africa

MAC 10: World's Best SMG?

MAC 10 SMG: THE WORLD'S BEST SUBMACHINEGUN?

By Chuck Taylor

One hot afternoon, while on a special operation along the Laotian border in Northwestern I Corps of Vietnam, I saw my first Ingram SMG. It was in the hands of a Special Forces officer who commanded an "A-Team" which we had, somewhat frighteningly, encountered unexpectedly in the bush.

The "A-Team" was returning from an unsuccessful attempt to get a NVA prisoner while we, on the other hand, were embarking to capture one. We laughed about the apparent SNAFU back at HQ and since it was getting late anyway, decided to set up our NDPs together.

Once the perimeter was set up, I questioned the SF Captain about the strange looking firearm he carried. He told me about the weapon and said that his unit frequently carried them on "quiet infiltrations."

Examination of the piece disclosed that it was a "caliber .45 ACP Ingram M10 SMG," with issued sound-suppressor (silencer). At that time, Ingrams were not prolific and I, being more conventional then, mentally dismissed it as a "Plumber's Kitchen" gun, for use by super spooks on covert operations.

I **had** been impressed, though, by what I had seen during my brief examination of the gun, and by the sound-suppressor which simply screwed onto its muzzle. I was primarily impressed with the simplicity of the weapon itself, allowing it to be more easily field-stripped than a .45 auto pistol, cheaply and quickly produced, and, above all . . . **reliable!**

Several years went by, and I was not to see an Ingram again until 1973, when a leading gun magazine ran a feature story on an organization known as Military Armament Corporation, in Marietta, Georgia. The article showed the Ingram M10 SMG, in the same trim as I had seen it in Vietnam, thereby rekindling my curiosity about the weapon.

One thing led to another and I found myself the owner of an M10, complete with issue sound-suppressor and Nomex cover, and have since been quite thankful that I had decided to obtain a specimen of this highly advanced SMG weapons-system when I did, since the U.S. State Department was shortly to assist in the demise of MAC by shortstopping its weapons export licenses, on which it depended critically for its business.

Essentially, the M10 and its baby brother, the M11, are an ultra-refinement of the unique telescoping bolt principle made famous by Uziel Gal in the late 1940s with his UZI. This concept enabled Gordon Ingram to design the smallest, simplest, most advanced SMG in the world today, and after much thought and discussion on the subject, I can honestly say that I fail to see how it could be developed any further. To me, at least, it appears that the Ingram gun is nearly the end of the line in development of the modern SMG.

The M10 an M11 are, simply stated, straight-undelayed-blowback SMGs, with a fixed firing pin and conventional extractor. They feed in exactly the same manner as a normal self-loading pistol, from a box-type magazine which is inserted through the grip of the weapon, a la UZI. The .45 caliber M10 utilizes the same magazine as the M3/M3A1 "greasegun" SMG, with three **very** minor modifications which can be accomplished in a matter of seconds on a milling machine, drill-press, or lacking that, a file and a little elbow grease! The 9mm Parabellum M10 and M11 .380 (9mm Kurz/Corto) versions require magazines designed for them specifically and are basically identical in functioning and design to the .45 ACP gun.

All original MAC Ingrams were delivered from the factory with the barrel already threaded for the famous WerBell sound-suppressor, an interesting feature which is much appreciated by those who understand what SMGs are all about. Many do not understand that a suppressor does much more than muffle the report of a weapon, particularly an automatic weapon. The extremely small size of the Ingram greatly alarms the novice when he realizes just how close to that muzzle his supporting hand is positioned! With the suppressor attached, the supporting hand grasps it, rather than the gun or carrying strap, virtually eliminating the possibility of injury to the firer by his supporting hand slipping into the muzzle blast of the weapon while it is being fired.

Although the suppressor functions in a fairly conventional manner, via bleedoff into expansion chambers, an often unrealized benefit is that when the weapon is fired, the same gases that cause flash and recoil, in addition to noise, are being bled off, thereby allowing the gun to be easily controlled.

The suppressor itself is designed to give many thousands of rounds of service before it requires rebuilding. Actually, the only thing that "wears out," in the conventional sense, is the end-wipe cap,

Gordon Ingram, regarded as one of the best SMG designers of the 20th century, with his MAC 10 and Sionics suppressor. Ingram has also to his credit several light machine gun and assault rifle designs.



M11, baby-brother to the M10 in .380 caliber, shown in complete kit form, including cleaning rod, suppressor, mag-loader, 5-cell mag pouch, and 16 32 rd. mags. It is the first individual automatic weapon specifically designed for use with suppressor.

TECHNICAL SPECIFICATIONS

OPERATION	Blowback operated, firing from open bolt
GUN DIMENSIONS (without suppressor)	
Length, without stock	267 millimeters (10.50 inches)
Length, stock telescoped	295 millimeters (10.60 inches)
Length, stock extended	548 millimeters (21.57 inches)
Barrel Length	146 millimeters (5.75 inches)
SUPPRESSOR (SILENCER) DIMENSIONS	
Length	291 millimeters (11.44 inches)
Diameter	54 millimeters (2.13 inches)
WEIGHT	
Gun, without magazine	2.81 kilograms (6.25 pounds)
Suppressor	0.54 kilograms (1.28 pounds)
Magazine, loaded with 32 rounds (9mm only)	0.61 kilograms (1.37 pounds)
Magazine, loaded with 30 rounds (.45 ACP only)	0.97 kilograms (2.15 pounds)
CAPACITY	32 round magazines (9 mm) 30 round magazines (.45 ACP)
TYPE OF FIRE	Semi-automatic or full automatic
CYCLIC RATE OF FIRE	1090 rounds per minute (9mm) 1145 rounds per minute (.45 ACP)
SIGHTS	
Front	Protected post
Rear	Fixed aperture for 100 meters
SAFETIES	Manually operated safeties locking bolt in open or closed position.

Thai officer fires suppressed M10 under watchful eye of Mitchell WerBell III who was deeply involved with the development and marketing of the Ingram systems in the late '60's and early '70's. WerBell also developed the Sionics suppressor which is considered by many ordnance experts to be the best in the world.



WerBell demonstrates the M10 for U.S. Army officers in Vietnam. M10 was produced in both .45 and 9mm caliber; is considered ideal weapon for clandestine operations in urban environment; POW snatches, etc.

Tremendous compactness of M10 is illustrated by comparison with typical modern SMG, such as the UZI.

through which bullets must pass as they exit the suppressor. Naturally, these caps eventually wear out from common friction; however, one can reasonably expect to fire in excess of 5000 rds. before replacement becomes necessary.

As residue builds up in the bleed-off holes and expansion chambers of the suppressor, the weapon will become increasingly louder, but many, many rounds will be fired before this will occur. To clean the suppressor, one may either pull the end-wipe caps and utilize a spanner to unscrew the expansion chambers from the interior of the suppressor jacket for cleaning or parts replacement as necessary **or,** lacking time, tools, or inclination, simply soak the entire suppressor for a half-hour or so in a commercial degreasing compound such as DuPont Zylin, and obtain surprisingly good results!

Field-stripping the Ingram is so simple that I would have to say that anyone who has trouble with the procedure definitely should not be issued a firearm! Upon retraction of the upper-receiver retainer pin latch, the pin may be pushed from the weapon, allowing the entire upper receiver to be withdrawn. The bolt assembly is then drawn to the rear, the actuator extracted from the bolt, and the entire assembly simply dropped through the rear of the receiver into the hand! All parts are now exposed for cleaning/inspection/lubrication. As I said—simplicity in its purest form.

I recently tested the M10, with suppressor, on a four-day evaluation under typical military field conditions and found that, without exception, it performed exactly as it is supposed to. I fired the M10 in temperature ranges from below freezing to above 90 degrees, in altitudes from 6000 to 11,000 feet, in the rain, the snow, and in the dust and rocks. I carried it on a sling and in my hand. I dragged it in the pine needles of the forest floor and even dropped it into a creek. The end result was always the same: The damned thing fired when I pulled the trigger!

Overall, I put more than 2500 rds. of various types of ammunition through the test gun during the four-day test and experienced no failures with ball ammunition, save some old Frankfurt Arsenal 1928 stuff, the primers of which had long died . . . definitely not the fault of the gun. As a result of the test, I can honestly say that the M10 is as reliable as a machine can possibly be, and worth betting one's life on in a fight.

Many find it hard to accept that something so small and so simple can also be accurate. The M10, like most SMGs, fires from an open bolt, so considerable movement is experienced when the trigger is pressed and the bolt slams home. Once this rather abrupt event is no longer a surprise, it is easily compensated for, and surprising accuracy can be obtained. For example, utilizing the selector switch found on the left side of the lower-receiver, I placed the test gun on "SEMI" and was able to place 90 rds. (3 magazines) on an IPSC "Item" silhouette at 100 meters with little difficulty. When the selector switch is turned to "Rock'n'Roll," however, one should confine his aggressive activities to ranges well under that, unless he has ample time to assume classic auto-arms firing positions!

The 1100 rpm cyclic rate of my M10 awed most who observed it, with an entire 30 rd. magazine being emptied in less than 1½ seconds! When this immense power is coupled with a skillful operator, the little Ingram assumes terrifying proportions as both an offensive and defensive weapon. In fact, I cannot think of a better firearm for specialized offensive use, such as by commando teams, airborne raiding parties, pathfinders, etc., or for routine use by leadership personnel such as medics, engineers, etc., who do not require a battle rifle by mission. The small size of the Ingram allows it to take up minimum space, while offering terrific firepower, reliable operation, and light weight. Almost perfect . . .

I say **almost** because, typically, **nothing** is perfect. I feel that the cyclic rate of the M10 should be reduced to around 650-700 rpm from its present rate of 1000-1100 rpm for optimum efficiency. The average operator cannot effectively utilize a high cyclic rate to its fullest potential and will

1. Fast, simple disassembly procedure Depress upper-receiver retaining pin latch.

2. Push through upper-receiver into hand.

3. Separate upper-receiver from lower-receiver.

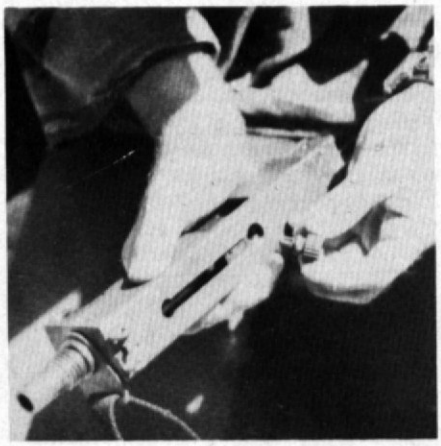

4. Remove actuator from bolt.

5. Withdraw bolt group from rear of upper-receiver.

6. M10, field-stripped, including magazine and sound-suppressor.

accomplish no more than he could with a much slower rate of fire, while expending **much** more ammunition. Tests conducted with firers of different skill levels indicated that only those who were really quite proficient with auto-arms could make the M10 live up to its possibilities as the weapon stands in its present form. A reduction in cyclic rate would change this picture drastically. Since a cyclic rate reduction is a minor task, the M10 or M11 could easily be slowed down for military use, thereby eliminating the only real objection I can think of to its adoption by any military entity.

Strangely enough, there are those who feel that the high cyclic rate of the Ingram is an asset rather than a liability. SOF sources have indicated that Israeli commandos carried and quite efficiently used 9mm Ingram M10s rather than UZIs on their famous Entebbe raid, with suppressors, of course! Since the operation was unquestionably a smashing success, the point does seem to have a great deal of credence!

In spite of the fact that MAC is now defunct, there **is** a quantity of M10s and M11s remaining in the United States, and all of these weapons are available for sale to military/police agencies and qualified individuals. Anyone interested

7. Easy attachment/detachment of sound-suppressor (silencer) to M10 allows weapon to fulfill many roles.

in this beautifully engineered weapons-system should contact his nearest Federally Licensed Class 3 Firearms Dealer for information on availability and current prices on the Ingram guns and MAC suppressors. As of this writing, the M10 in .45 ACP can be obtained for about $150.00, while the 9mm parabellum version is selling for about $175.00. Suppressors for either are available, although not in great quantities, for about $150.00.

The M11, however, is another matter entirely. There were far fewer M11s manufactured than M10s, and, as a result, they command higher prices than the M10. An original MAC M11 will cost you in the vicinity of $375.00, with the original MAC suppressor going for about $200.00. Naturally, as with any item that is now out of production, the prices increase as supplies dwindle.

After the closure of MAC, another firm, RPB Industries, took up manufacture of the Ingram guns. They, due to their greater availability, are significantly cheaper to purchase than the original MAC guns.

So in summary, I think the Ingram M10 and M11 are winners. They are **very** compact, immensely robust and reliable, powerful, accurate, cheaply and easily manufactured, and generally easy to use. They function flawlessly with all types of military ball ammunition and most cast-bullet roundnose handloads. They are the simplest weapons in the world to field-strip, clean, and maintain, often requiring only a quick disassembly, a dunk in some solvent or hot water, a reassembly, and a fresh magazine! If you're carrying one into a fight . . . you are in damned good shape.